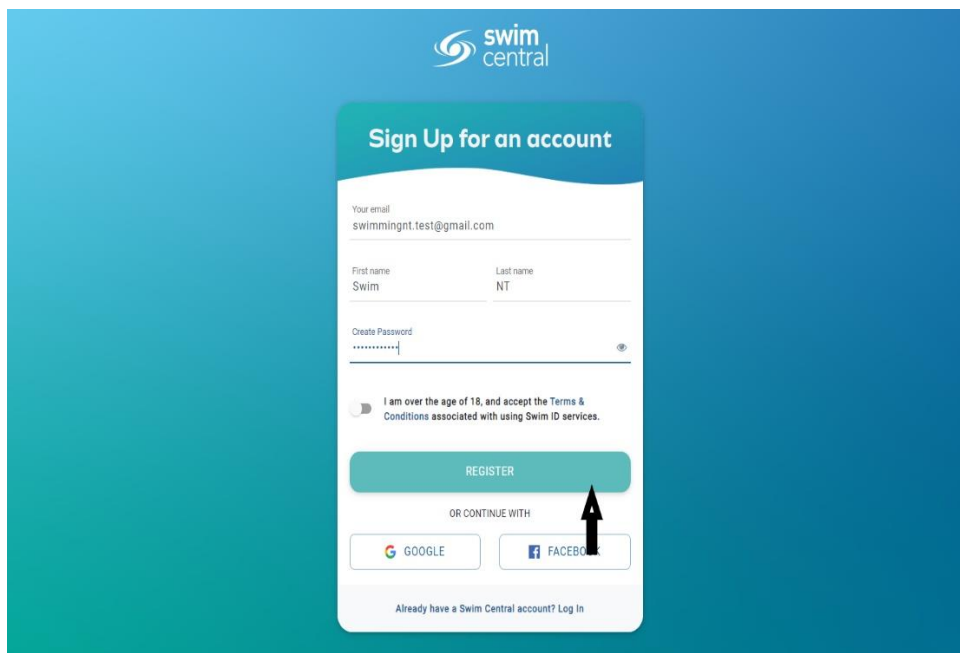
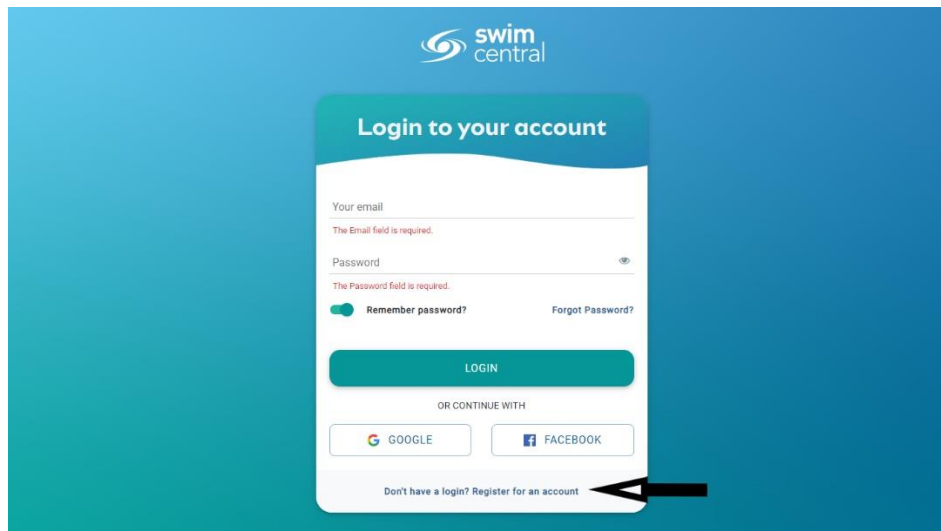


How do I join Swim Central as a brand-new member?

To join Swim Central as a brand new member, please follow the below steps.
If your family/relatives are already members of Swim Central and you would like to join their pre-existing family group, please refer to our Webpage [Here](#).

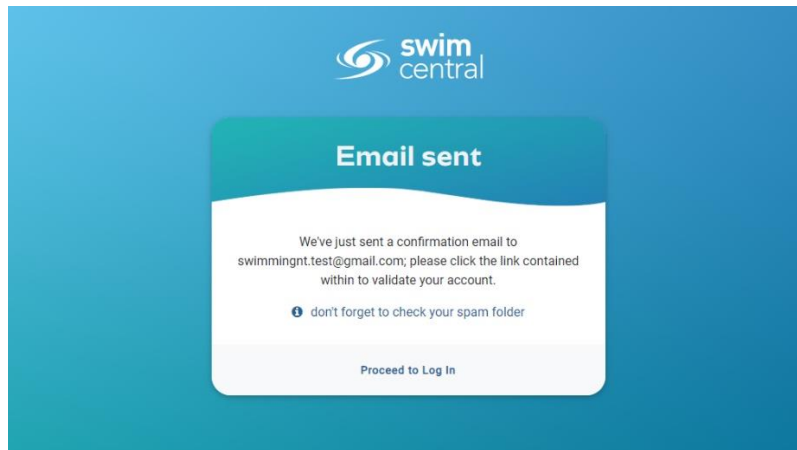
A new member will be required to join Swim Central themselves by accessing:
<https://swimcentral.swimming.org.au/>

Click **Register for an Account**




Enter your email address & create a password. Accept the T&C's. Click Register

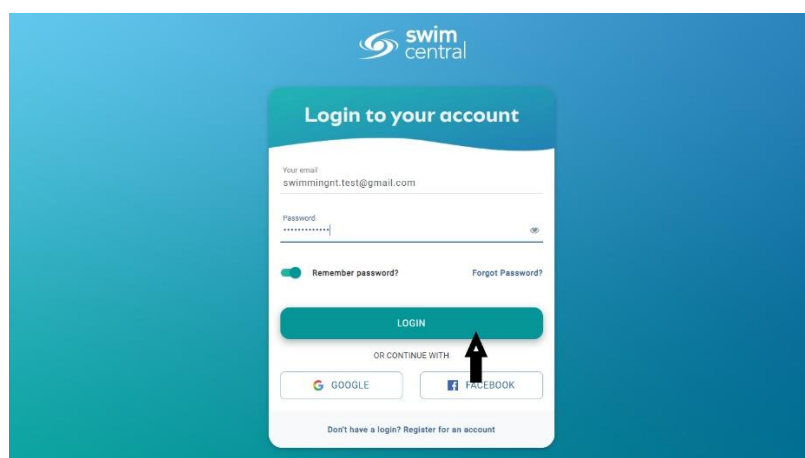
A confirmation email will be sent to the registered email address. You will need to access your inbox and click the confirmation link in the email before proceeding.



From the email confirmation you will be taken to the below page where you can click **Return to Log In**



Enter your new details & click **Login**. Follow the prompts to access your Swim Central homepage and edit your details.



To obtain a membership with your club, you will need to use the *Shopping* feature. If you are unsure of this process, please see our support guide on [*How to purchase a membership package.*](#)